

5PD SERIES PREMIERE PULL-DOWN SHELVING SYSTEM

- Available for wall 24" and 36" cabinets
- Brings items down 11-1/2" while pulling out 16-3/4" from the cabinet
- Features a unique gas assisted lifting/lowering mechanism
- Chrome-plated, two-tier, pull-down shelf
- Locks into the down position for hands free accessibility
- Includes both side and bottom mount brackets
- Pre-assembled baskets for easy installation




BOTTOM MOUNTED



SIDE MOUNTED



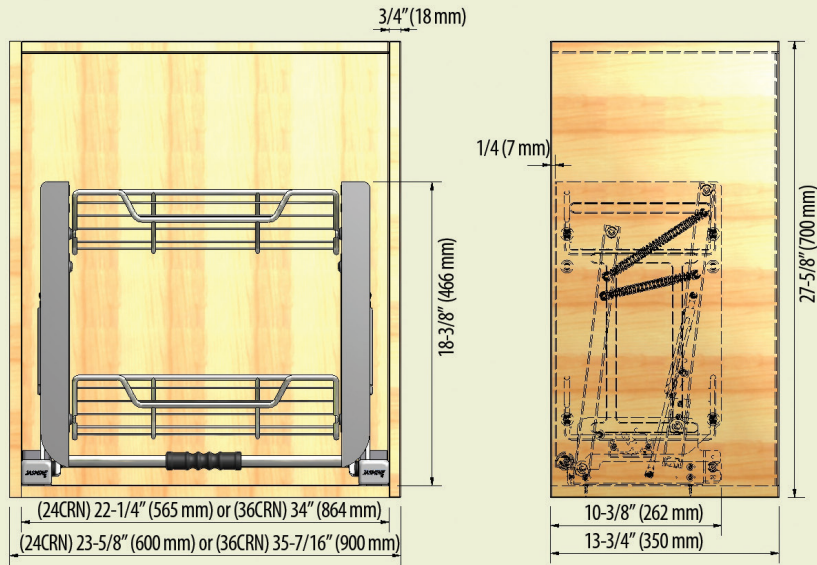
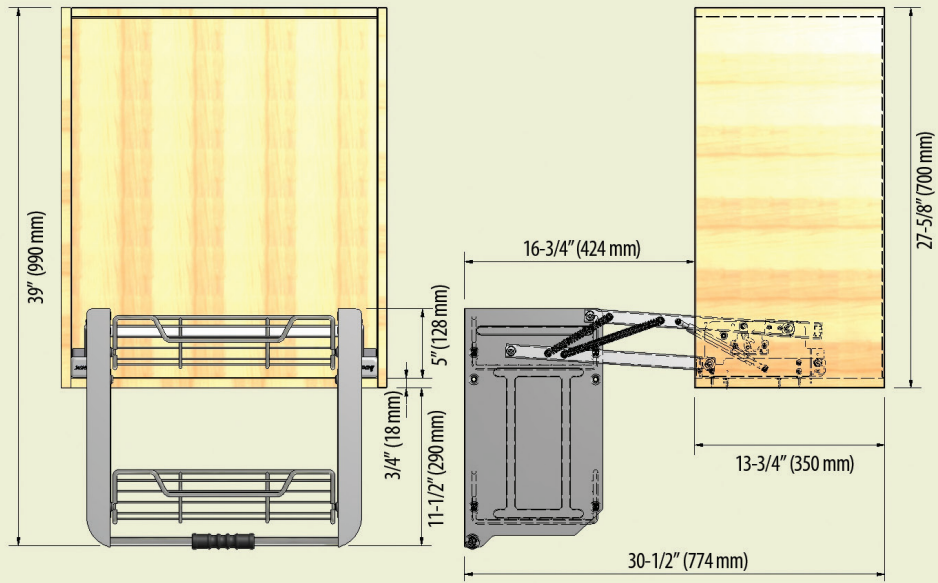
LOCKS INTO LOWERED POSITION



SPRINGS NOT SHOWN

PRODUCT #	DESCRIPTION	PRODUCT DIMENSIONS	FINISH	SET PER CTN	WHT PER CARTON	SUGGESTED LIST PRICE
Pull-Down Shelving System (Individual Pack)						
5PD-24CRN	Pull-Down Shelving System	See Drawings on Opposite Page	Metal/Chrome	1	23 lb.	\$490.10
5PD-36CRN	Pull-Down Shelving System	See Drawings on Opposite Page	Metal/Chrome	1	27 lb.	\$519.10

CONTAINS: (1) shelving unit, mounting brackets, screws and instructions
WEIGHT CAPACITY: 5PD-24CRN: 17 lb., 5PD-36CRN: 26 lb.



Minimum Opening	
SPD-24CRN	21" (534 mm)
SPD-36CRN	33" (838 mm)

